



VIRTUAL WELDING STUDY

OVERVIEW

- / 13 participants
- / 2 weeks' training
- / 30% virtual welding
- / 70% real welding

Thirteen students were observed during their first two weeks of welding training at the Fohnsdorf Training Center (Austria). Both the results of the welding trials on the Virtual Welding simulator and the data from real welding were documented.



13 PARTICIPANTS



2 WKS
of welding training

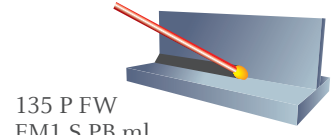


30%
Virtual Welding

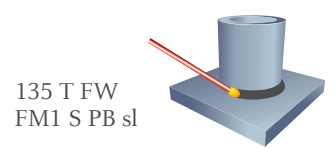


70%
Real Welding

WELDING TASKS*



135 P FW
FM1 S PB ml

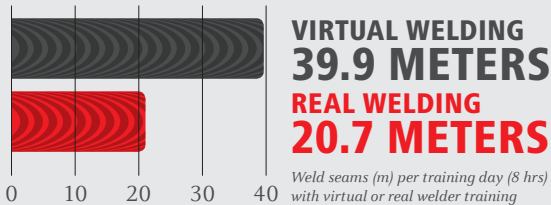


135 T FW
FM1 S PB sl

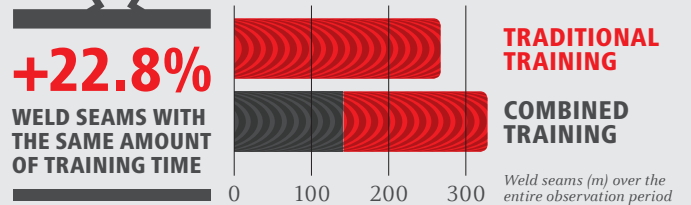
* Both on the Virtual Welder and in the welding booth with a real arc

ADVANTAGES OF COMBINED TRAINING

WELD SEAM LENGTHS AFTER 8 HRS TRAINING

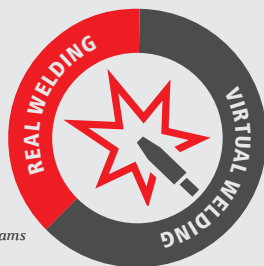


MORE WELDING TRIALS WITH COMBINED WELDER TRAINING



+65%
ARC TIME WITH VIRTUAL WELDER TRAINING

Based on 1577 real and 1733 virtual weld seams



LESS PRESSURE ON THE TRAINERS THANKS TO VIRTUAL TRAINING



VIRTUAL TRAINER

Participants are able to train independently, the virtual trainer is always there and objectively assesses each weld seam.

SAVINGS ON MATERIAL COSTS



COST SAVING OF UP TO € 231,- PER PARTICIPANT

Material costs can be greatly reduced through targeted use of Virtual Welding Simulators in training.

Welding tasks taken into consideration 135 P FW FM1 S PB ml and 135 T FW FM1 S PB sl



MORE TRAINER TIME IN THE WELDING BOOTH

The trainer is free to provide the participant with more dedicated support during real welding in the welding booth.